

* incl. 20 [-5; +30] mm pull out

3D model is available on request or www.hyva.com

Specifications		Max. pump flow		Tipping time	
Max. working pressure	250 bar	With KO ¹	151 L/min	With KO ¹	17 sec
Weight	154 kg	Without KO ¹	106 L/min	Without KO ¹	24 sec
Working volume	43 L	With KO ¹ below -20°C	106 L/min	With KO ¹ below -20°C	24 sec
Total volume	48 L	Without KO ¹ below -20°C	74 L/min	Without KO ¹ below -20°C	34 sec
Max. cyl. load (start tipping)	220 kN			Allowable lowering time	14 sec
Max. cyl. load (end of stroke) ²	99 kN				
Max. cyl. load (end of stroke) ³	116 kN				

Technical notes

- This cylinder is a lifting device only. • It should not be used as a structural member and should not be subjected to side loads. • Tipping valve must have a pressure relief at the cylinder port set not higher than max. working pressure. • Verify max. cyl. load. • Working temperature range is between -40°C and +80°C. • Max. duration of extension is 0.5 hours (excluded hard chromed stages). • Cylinder is painted black (RAL9005) with a min. thickness conforming to the 480 hours neutral salt spray test as per ISO 9227. • ¹ Hyva knock-off. • ² Unsubstantial unloading (sticky load). • ³ Substantial unloading.

Related documentation

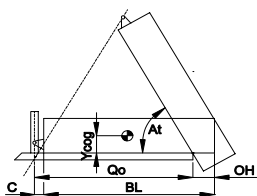
- Bracket options: 015BRA10 & 015BRA13
- Mounting instructions: CYL-0031
- Oil specifications: OIL-0011
- Spec sheet explanation: CYL-0041

Configuration

Extension	1	2	3	4	5	6	7	Total
Effective diameter [mm]	137	118	99	80				4525
Stroke* [mm]	1110	1135	1140	1140				

Tipping weight

For detailed tipping calculations please refer to: <https://tipper.hyva.com>



- BL body length
 - OH rear overhang
 - Ycog vert. pos. centre of gravity
 - Qo pivot length
 - C bracket length
 - At tipping angle
- stroke x 60 / Qo*

BL [mm]	6000	6000	6000	5850	5700	5700	5700	5700	5700
OH [mm]	500	800	200	500	800	200	500	800	800
At [°]	46	48	51	47	50	53	48	51	55
Ycog [mm]	600	600	600	600	600	600	600	600	600
C [mm]	35	40	45	36	41	47	37	42	49
At [°]	39	44	52	40	46	47	41	48	48
	42	50		44			46		

Tipping weight [ton] at maximum pressure of 250 bar for a vertically mounted cylinder and C is 158 mm

Pos.	Part no.	Description	Qty.
C01	71839111	DUST COVER FE 129-4/137-4	1
P01	70442371	PISTON MN3 S 080-1365-HD-HC	1
P02	70207080K	SLIDER MN 080 (2 x 1/2) A35	1
P03	70216080K	OUTER STOPRING MN 080 A22	2
P04	70230080	BOTTOM PLATE PISTON MN 080 MK2 HD	1
P05	01745030K	CIRCLIP 67 DIN 472 (71.5x2.5)	1
P06	70260210K	O-RING PISTON BOTTOM 080	1
P07	70235311	PISTON EYE SPH. MN3 080 L=075 GR	1
P08	70260110K	O-RING 63.09 X 3.53 MM	1
P09	01770085K	SPHERICAL BEARING D.50.3 DO GREASED	1
P10	01770560K	CIRCLIP 75 DIN 472 (79.5x2.5)	1
P11	71875012	PIN ROUND HEAD GROOVED 8x15 mm	2
P12	56288044K	GREASE NIPPLE M8x1 DIN 71412	1
P13	01317670K	GREASER PROTECTION CAP	1

S31	70673371	STAGE MN2 099-1360-HD-HC	1
S32	70202099K	PACKSET MN 099 TANDEM SEAL	1
S33	70207099K	SLIDER MN 099 (2 x 1/2) A35	1
S34	70216099K	OUTER STOPRING MN 099 A22	2
S35	70217099K	LIFTRING MN 099 A22	1

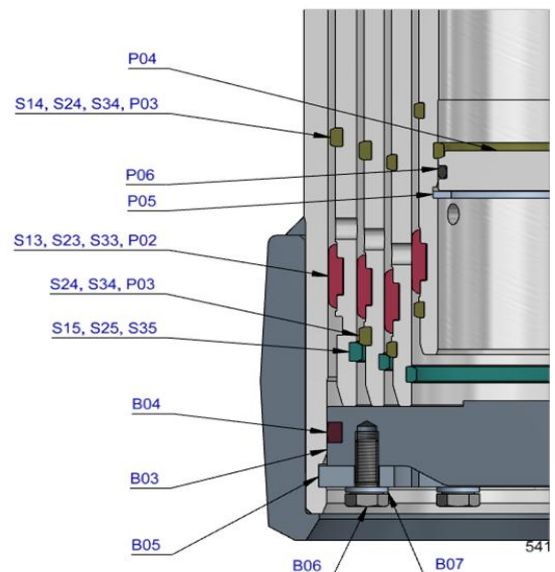
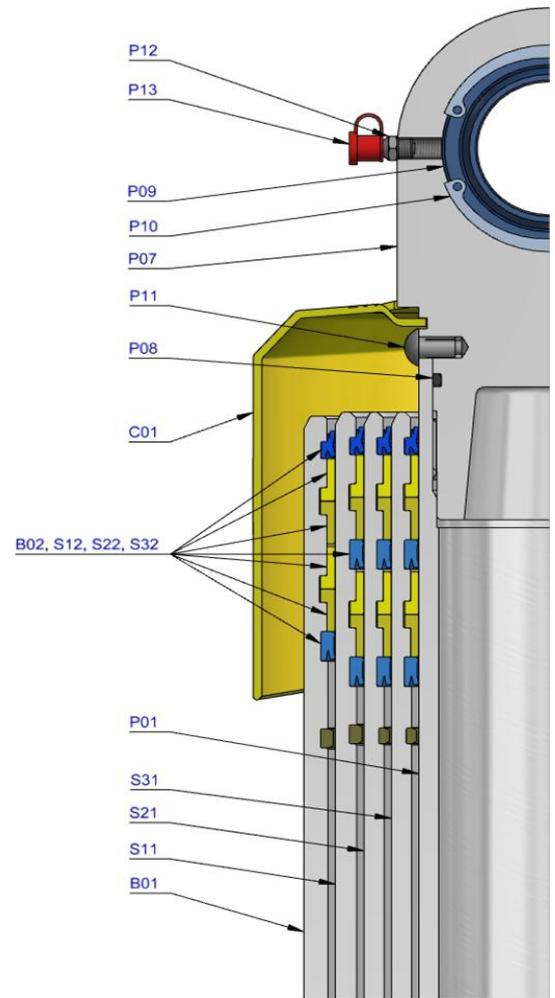
S21	70674371	STAGE MN2 118-1360-HD-HC	1
S22	70202118K	PACKSET MN 118 TANDEM SEAL	1
S23	70207118K	SLIDER MN 118 (2 x 1/2) A35	1
S24	70216118K	OUTER STOPRING MN 118 A22	2
S25	70217118K	LIFTRING MN 118 A22	1

S11	70675371	STAGE MN2 137-1360-HD-HC	1
S12	70202137K	PACKSET MN 137 TANDEM SEAL	1
S13	70207137K	SLIDER MN 137 A35	1
S14	70216137K	OUTER STOPRING MN 137 A22	1
S15	70217137K	LIFTRING MN 137 A22	1

B01	70376370	BASE MN2 157-1399-4/4BSAE-190-HD	1
B02	70203157K	PACKSET MN 157	1
B03	70225355	BOTTOM PLATE MN2 157	1
B04	70270157K	SEAL BOTTOM PLATE MN 157	1
B05	70220157	LOCKING PLATE MN 157	3
B06	01732055K	BOLT HEX M8X20X1.25 SET 6 PCS	1
B07	01732559K	WASHER SPRING M8 SET 6 PCS	1

Seal kit complete

71907541K	Consists of all packsets with packset grease and O-rings
-----------	--



Notes

The inner stopring and piston bottom are pre-mounted on spare bases, stage and pistons. Therefore, when ordering new tubes, it is not required to order these parts separately.

For repair instructions see: CYL-0040. Serial no. is located on type plate and near type plate support.